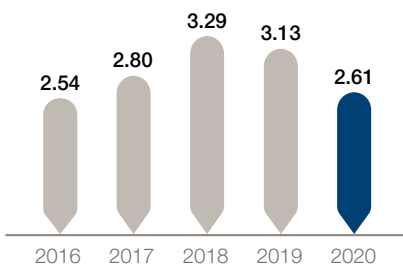
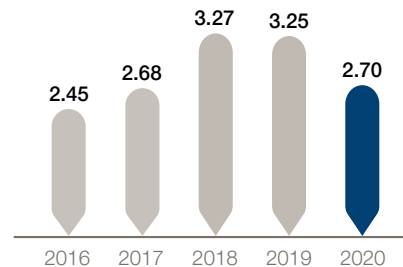


# RESULTS AT A GLANCE

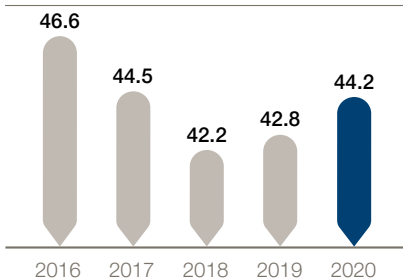
Order intake  
(in billion CHF) **-16.7%**



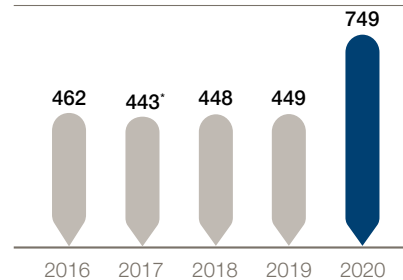
Turnover  
(in billion CHF) **-17.0%**



Equity ratio  
(in %) **+1.4pp**

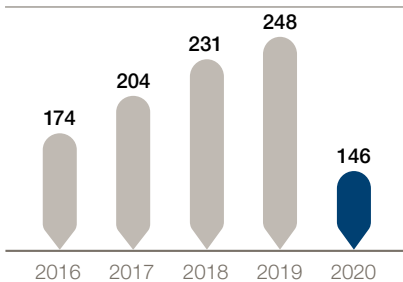


Net liquidity  
(in million CHF) **+66.8%**

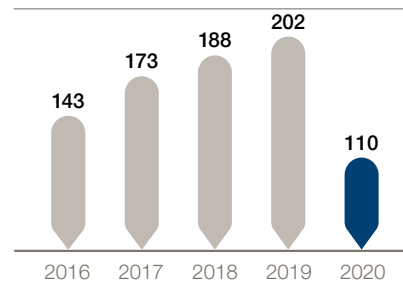


\* Excluding corporate bond of CHF 420 m.

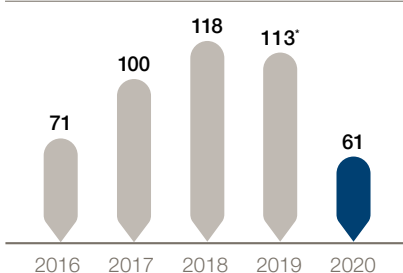
EBIT  
(in million CHF) **-41.3%**



Net profit  
(in million CHF) **-45.6%**

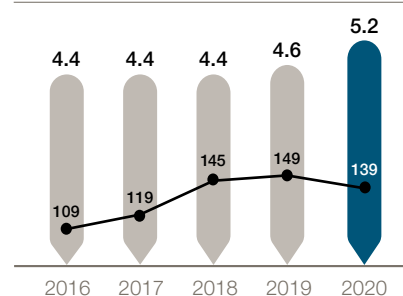


Investments into asset base  
(in million CHF) **-46.1%**



\* Excluding changes in accounting standards and others.

R&D expenses  
(as % of turnover) **5.2%**



● – in million CHF



More about the  
2020 business year